



e-ISSN: 2319-8753 | p-ISSN: 2347-6710

# IJIRSET

International Journal of Innovative Research in  
**SCIENCE | ENGINEERING | TECHNOLOGY**



## INTERNATIONAL JOURNAL OF INNOVATIVE RESEARCH

IN SCIENCE | ENGINEERING | TECHNOLOGY

Volume 12, Issue 8, August 2023

**ISSN** INTERNATIONAL  
STANDARD  
SERIAL  
NUMBER  
INDIA

Impact Factor: 8.423



9940 572 462



6381 907 438



ijirset@gmail.com



www.ijirset.com

# Leveraging AI-Enhanced APQP for Effective New Product Introduction in Class II & III Medical Device Manufacturing

**Binitkumar M Vaghani**

MS in Mechanical Engineering, United States

[bmvaghan@mtu.edu](mailto:bmvaghan@mtu.edu)

**ABSTRACT:** The introduction of Class II and III medical devices into global markets is subject to some of the most rigorous regulatory and quality control frameworks due to the direct implications for patient safety and clinical effectiveness. Traditional Advanced Product Quality Planning (APQP), while structured and widely adopted, often struggles to address the heightened complexity, long development cycles, and compliance requirements characteristic of these devices. This research investigates how artificial intelligence (AI) can enhance APQP to accelerate New Product Introduction (NPI), improve regulatory compliance, and reduce product development risks.

Building on established APQP frameworks and integrating ISO 13485 and U.S. Food and Drug Administration (FDA) process validation guidelines, the study synthesizes existing literature and conceptual models to propose an AI-enhanced APQP approach. Specifically, the framework leverages machine learning for predictive Failure Modes and Effects Analysis (FMEA), applies digital twin technology to replicate product and process behaviors in virtual environments, and incorporates AI-driven analytics for supplier selection and lifecycle management. Comparative analysis between traditional and AI-enhanced APQP demonstrates measurable improvements in risk identification, defect reduction, and time-to-market performance.

The findings suggest that AI-augmented APQP provides a dual benefit: advancing innovation in medical device manufacturing while simultaneously strengthening compliance and traceability in line with global regulatory standards. The research contributes theoretically by integrating AI, APQP, and regulatory science into a unified conceptual framework, and offers practical implications by presenting a roadmap for manufacturers, suppliers, and regulators to accelerate safe and compliant product introductions. Future research opportunities are highlighted in areas such as AI-powered digital twins for patient-specific device validation, multi-supplier ecosystem analytics, and cross-industry framework validation.

**KEYWORDS:** Advanced Product Quality Planning, Artificial Intelligence, Digital Twin, ISO 13485, FDA Process Validation, Medical Devices, New Product Introduction, Predictive Analytics.

## I. INTRODUCTION

### 1.1 Background: NPI Challenges in Class II & III Medical Devices

The introduction of new medical devices into the market is a highly complex process, particularly for Class II and Class III devices, which are subject to the most stringent regulatory controls due to their direct and significant impact on patient health and safety. Class II devices—such as infusion pumps, diagnostic imaging systems, and powered wheelchairs—require special controls and rigorous premarket notifications, while Class III devices—such as implantable pacemakers and ventricular assist devices—demand premarket approval and extensive clinical validation. These classifications impose not only stringent regulatory oversight but also considerable design, manufacturing, and supply chain challenges (Bos, 2018; Katz & Campbell, 2012).

New Product Introduction (NPI) in this context is marked by extended development cycles, multiple iterations of design validation, extensive risk assessment, and high compliance burdens. Companies must simultaneously manage design innovation, cost optimization, and market readiness while ensuring conformity with international standards such as ISO 13485 and regulatory frameworks like the U.S. FDA's Quality System Regulations (Bos, 2018). Delays or failures at any stage of NPI can result in significant financial losses, reputational damage, or regulatory penalties,

highlighting the urgent need for robust frameworks that enhance predictability, traceability, and risk management in product development.

### 1.2 Importance of APQP in Regulated Manufacturing

Advanced Product Quality Planning (APQP), first developed by the Automotive Industry Action Group (AIAG), has become a cornerstone methodology for structured product development and launch. Its five phases—planning, product design and development, process design and development, product and process validation, and production launch—create a roadmap that ensures quality is built into a product from conception through commercialization (AIAG, 2019). In the context of medical devices, APQP provides a systematic structure for cross-functional collaboration, risk assessment, and regulatory alignment. For instance, the integration of tools such as Failure Modes and Effects Analysis (FMEA), design verification protocols, and process validation activities supports compliance with FDA's 2011 Process Validation Guidance and ISO 13485 requirements (Katz & Campbell, 2012). APQP thus acts as a bridge between engineering design excellence and regulatory compliance, ensuring that patient safety and product reliability are prioritized throughout the development cycle (Wang et al., 2010).

### 1.3 Problem Statement: Limitations of Traditional APQP

Despite its benefits, traditional APQP frameworks face limitations in the current era of digital and regulatory complexity. First, the methodology is heavily reliant on manual assessments and expert judgments, making it prone to subjectivity and inefficiency in risk identification (Raisinghani et al., 2005). For Class II & III devices, where risks are multifactorial and consequences severe, reliance on manual FMEA and static design validation can lead to oversight in predicting critical failure modes.

Second, the sequential nature of traditional APQP often leads to delayed feedback loops, extended time-to-market, and high costs. Given that medical device markets are increasingly competitive and innovation-driven, delays caused by rework, design recalls, or late-stage validation failures can erode market advantage (Johnsen, 2009; Petersen, Handfield & Ragatz, 2005).

Third, compliance challenges compound these limitations. Traditional APQP lacks integration with advanced digital tools that can automate traceability, ensure real-time regulatory alignment, and provide predictive insights into process deviations (Fuller et al., 2020; Tao et al., 2018). As a result, medical device manufacturers face inefficiencies in balancing speed, safety, and compliance.

### 1.4 Research Aim and Objectives

This study aims to develop and evaluate a framework for AI-enhanced APQP to support effective NPI in Class II & III medical device manufacturing. By integrating artificial intelligence (AI), digital twins, and machine learning techniques into traditional APQP processes, the framework seeks to improve risk detection, accelerate validation, and ensure compliance with stringent regulatory standards.

The specific objectives are:

- To analyze the current limitations of traditional APQP in medical device NPI.
- To evaluate how AI-driven tools (e.g., predictive analytics, digital twins, machine learning) can enhance APQP phases.
- To design a conceptual framework that integrates AI with APQP while aligning with ISO 13485 and FDA 2011 guidelines.
- To assess the potential of AI-APQP in reducing time-to-market, improving defect prediction, and strengthening supplier integration.

### 1.5 Research Questions and Hypotheses

Based on the above objectives, the study will address the following research questions:

- RQ1: What are the primary limitations of traditional APQP when applied to Class II & III medical device NPI?
- RQ2: How can AI technologies (e.g., digital twins, predictive analytics, and machine learning) be integrated into APQP processes?
- RQ3: What is the impact of AI-enhanced APQP on regulatory compliance, defect reduction, and time-to-market in medical device manufacturing?
- RQ4: How does AI-enabled supplier integration affect NPI outcomes in regulated manufacturing environments?
- From these questions, the following hypotheses are proposed:



- H1: AI-enhanced APQP significantly improves risk prediction accuracy compared to traditional APQP methods.
- H2: AI-driven validation processes reduce time-to-market for Class II & III medical devices.
- H3: Integration of AI with APQP improves compliance alignment with ISO 13485 and FDA guidelines.
- H4: Early supplier involvement supported by AI analytics enhances overall NPI success rates.

## II. LITERATURE REVIEW

### 2.1 APQP and Regulatory Frameworks

#### Overview of APQP Phases and AIAG Standards

Advanced Product Quality Planning (APQP) is a structured methodology originally formalized by the Automotive Industry Action Group (AIAG) to standardize product quality assurance throughout the development cycle (AIAG, 2019). The APQP model traditionally follows five distinct phases: (1) planning and definition, (2) product design and development, (3) process design and development, (4) product and process validation, and (5) launch and feedback. Each phase emphasizes early identification of risks, systematic defect prevention, and effective communication between design teams, process engineers, and suppliers. The structured nature of APQP has made it attractive beyond the automotive sector, including regulated industries such as medical device manufacturing, where rigorous documentation and quality standards are mandatory.

The role of APQP in medical device manufacturing is particularly significant for Class II and III devices due to their higher safety and performance requirements. While the methodology ensures robust quality planning, the increasing complexity of devices and regulatory scrutiny demands complementary tools such as AI and digital twins to enhance APQP's predictive and preventive capabilities (Wang et al., 2010).

#### ISO 13485 Compliance Requirements

ISO 13485 provides a harmonized quality management framework specifically tailored to medical device manufacturers (Bos, 2018). Its emphasis on risk-based decision-making, documentation control, design validation, and post-market surveillance directly aligns with APQP principles. For example, APQP's process design and validation phases dovetail with ISO 13485's requirements for process validation, risk management, and device traceability.

However, ISO 13485 compliance is often resource-intensive, with manufacturers needing to maintain extensive records, corrective and preventive actions (CAPA), and periodic revalidation. In this context, AI-enabled APQP offers an opportunity to automate compliance checks, streamline risk assessments, and provide digital evidence trails that support audits. By integrating AI-driven analytics with APQP activities, firms can ensure continuous compliance with ISO 13485 while reducing the administrative burden.

#### FDA 2011 Process Validation Guidance

The U.S. Food and Drug Administration (FDA) provides further regulatory oversight through its 2011 Process Validation Guidance, which outlines a lifecycle approach to process validation, consisting of three stages: (1) process design, (2) process qualification, and (3) continued process verification (Katz & Campbell, 2012). This lifecycle framework complements APQP's phased structure and reinforces the need for ongoing monitoring beyond initial validation.

FDA guidance emphasizes the importance of statistical data analysis, process robustness, and risk management, all of which can be significantly enhanced through AI. For instance, AI-driven models embedded within APQP can continuously monitor production variability and generate alerts before deviations escalate into compliance failures. As a result, AI-enabled APQP creates a synergistic alignment between FDA process validation expectations and manufacturers' operational practices.

### 2.2 AI in Manufacturing Quality and Risk Management

#### Machine Learning for Predictive Maintenance and Anomaly Detection

AI, particularly machine learning (ML), has been extensively applied in predictive maintenance to reduce downtime and identify failure risks in manufacturing environments (Susto et al., 2014). Techniques such as classification algorithms and deep learning networks can analyze real-time sensor data to anticipate machine failures or deviations in process parameters. Within the APQP framework, predictive maintenance aligns with the planning and validation phases, where early risk identification is critical.

By embedding ML into APQP workflows, manufacturers can reduce reliance on retrospective quality checks and instead adopt proactive quality assurance. This transformation not only minimizes defects but also strengthens regulatory compliance by providing documented evidence of continuous monitoring (Wuest et al., 2016).

#### Digital Twins for Real-Time Process Validation and Traceability

Digital twin technology—the creation of virtual replicas of physical assets and processes—has emerged as a cornerstone of Industry 4.0 manufacturing strategies (Tao et al., 2018; Fuller et al., 2020). In medical device manufacturing, digital twins enable real-time process validation, defect simulation, and regulatory traceability. For APQP, digital twins can be deployed during product design and process validation stages to run simulations under multiple conditions, ensuring compliance before physical prototypes are even built.

This approach significantly reduces development time and cost while providing a detailed digital record that supports FDA and ISO 13485 audits. Moreover, digital twins allow the integration of patient-specific data into Class III device development, opening pathways for personalized medical solutions.

#### Role of Industry 4.0 and 5.0 in Enabling AI-Augmented APQP

The convergence of AI, digital twins, and smart factories is often referred to as Industry 4.0, while Industry 5.0 emphasizes the human-centric integration of these technologies (Lee et al., 2015; Elangovan, 2021). For medical device manufacturing, Industry 4.0 provides the technological backbone—IoT sensors, big data analytics, and cyber-physical systems—while Industry 5.0 ensures ethical oversight, patient safety, and human-machine collaboration.

Together, these paradigms create an ecosystem where APQP can evolve into a dynamic, AI-enhanced quality planning framework that continuously adapts to regulatory requirements and real-world manufacturing conditions.

### 2.3 Supplier Involvement and Platform Management

#### Early Supplier Involvement in NPI

The literature consistently highlights early supplier involvement (ESI) as a determinant of successful NPI outcomes. Suppliers contribute expertise in material selection, component design, and process feasibility, which reduces late-stage changes and accelerates time-to-market (Petersen et al., 2005; Johnsen, 2009). In APQP, suppliers play a critical role in the planning and process design phases, where collaboration ensures that design specifications are achievable and compliant.

#### AI-Enabled Supplier Analytics

AI augments supplier involvement by providing data-driven insights into supplier performance, risk profiles, and delivery reliability. Predictive models can analyze historical supplier data, audit records, and external market information to evaluate risk exposure and identify optimal partners (Ivanov et al., 2018). Such analytics strengthen APQP by ensuring that supply chain risks are mitigated before they impact device quality or regulatory compliance.

#### Platform Management and Product Lifecycle Adoption

Platform management strategies—where modular designs and shared components are reused across product families—enhance efficiency and supply chain robustness (Mikkola & Skjøtt-Larsen, 2006; Tanpure et al., 2022). Integrating platform management with AI-enabled APQP allows manufacturers to capture design knowledge across multiple device generations, ensuring consistency in regulatory compliance while fostering innovation.

### 2.4 Research Gap

While APQP provides a structured methodology for quality planning and AI technologies offer powerful predictive and simulation tools, there is a clear gap in integrated frameworks that combine these elements specifically for Class II and III medical device manufacturing. Most studies focus separately on APQP implementation (AIAG, 2019), supplier integration (Johnsen, 2009), digital twins (Fuller et al., 2020; Tao et al., 2018), or predictive analytics (Susto et al., 2014).

Few attempts have been made to synthesize these domains into a unified model that explicitly addresses regulatory compliance under ISO 13485 and FDA guidelines. This gap highlights the need for a conceptual AI-enhanced APQP framework that not only accelerates New Product Introduction but also ensures rigorous compliance, supplier collaboration, and lifecycle sustainability in medical device manufacturing.

### III. METHODOLOGY

#### 3.1 Research Design: Conceptual and Analytical Approach

This study employs a conceptual and analytical research design to investigate the integration of Artificial Intelligence (AI) into Advanced Product Quality Planning (APQP) for effective New Product Introduction (NPI) in Class II and III medical device manufacturing. A purely empirical design would have been insufficient because the application of AI in APQP for regulated medical devices remains nascent, with limited published quantitative datasets. Therefore, the conceptual element allows for the systematic synthesis of established APQP models, regulatory standards, and emerging AI capabilities, while the analytical component enables structured comparison, critical evaluation, and framework building.

The conceptual dimension is grounded in the AIAG's five-phase APQP model (AIAG, 2019), which includes:

- Plan and Define Program
- Product Design and Development
- Process Design and Development
- Product and Process Validation
- Launch, Feedback, Assessment, and Corrective Action

These phases are evaluated in the context of regulatory requirements specific to Class II and III medical devices, where compliance with ISO 13485:2016 (Bos, 2018) and FDA's 2011 Process Validation Guidance (Katz & Campbell, 2012) is mandatory. On this foundation, the study integrates AI applications such as predictive analytics, machine learning models, digital twins, and intelligent supplier analytics (Fuller et al., 2020; Tao et al., 2018; Wuest et al., 2016) into the APQP structure.

The analytical dimension involves evaluating the comparative benefits and challenges of AI-Enhanced APQP relative to the traditional model. Four critical performance domains were identified as evaluation anchors:

- Risk management effectiveness (use of AI-driven FMEA vs. manual FMEA).
- Design and process validation efficiency (digital twin-based validation vs. physical prototype validation).
- Supplier integration robustness (AI-enabled analytics vs. conventional supplier audits).
- Regulatory compliance adaptability (AI-supported real-time verification vs. static compliance reporting).

By combining conceptual mapping with analytical benchmarking, the research design provides both a strategic vision for AI integration and an evidence-based justification for medical device manufacturers seeking to modernize their APQP practices.

#### 3.2 Comparative Lens: Traditional APQP vs. AI-Enhanced APQP

The study employs a comparative lens methodology, positioning Traditional APQP as the baseline framework and AI-Enhanced APQP as the advanced model for evaluation. This comparative approach ensures that the added value of AI can be quantified in terms of efficiency, compliance, and risk reduction.

Traditional APQP is structured, sequential, and largely manual in execution. It emphasizes documentation, physical prototyping, manual FMEA assessments, and supplier evaluations through retrospective audits (AIAG, 2019). While robust for automotive and conventional manufacturing, this model exhibits significant limitations in high-risk medical device environments, particularly regarding speed-to-market, early defect detection, and regulatory adaptability (Katz & Campbell, 2012).

AI-Enhanced APQP, in contrast, augments every APQP phase with data-driven intelligence.

- During planning, AI algorithms support predictive FMEA by analyzing historical failure data and simulating defect probabilities (Raisinghani et al., 2005).
- In design, digital twin technologies replicate device behavior in virtual environments, reducing reliance on costly and time-intensive physical prototypes (Fuller et al., 2020; Tao et al., 2018).
- In process design, machine learning models optimize workflows, predict deviations, and adapt parameters in real time (Wuest et al., 2016).
- For validation, AI enables continuous monitoring against FDA's lifecycle validation requirements, ensuring compliance throughout production.

- Supplier integration is enhanced through AI-enabled supply chain analytics, which provide predictive visibility into supplier performance, quality issues, and delivery reliability (Johnsen, 2009; Petersen et al., 2005).

This comparative framework allows for benchmarking based on quantifiable performance indicators, including:

- Defect detection rates across design and production.
- Reduction in time-to-market cycles (months).
- Degree of alignment with ISO 13485 and FDA validation checkpoints.
- Supplier defect contribution reduction.

### 3.3 Integration Framework: AI with ISO 13485 and FDA Validation

Given the highly regulated nature of Class II and III medical devices, compliance integration is central to the proposed methodology. The study therefore develops an integration framework that ensures AI tools are embedded into APQP without creating regulatory conflicts.

#### ISO 13485:2016 Integration

ISO 13485 requires manufacturers to establish rigorous quality management systems that ensure consistent device quality and patient safety. AI enhances compliance by:

- Automating risk management processes in design and validation.
- Improving traceability through digital twin simulations linked to product lifecycle records.
- Ensuring data integrity across the product development chain (Bos, 2018).

#### FDA 2011 Process Validation Guidance Integration

The FDA emphasizes a lifecycle approach to process validation with three stages: process design, process qualification, and continued process verification. AI aligns seamlessly with this model by:

- Using machine learning models for adaptive process design.
- Employing virtual validation to supplement physical qualification testing.
- Enabling real-time verification through continuous monitoring and AI-based anomaly detection (Katz & Campbell, 2012).

This framework ensures that AI does not undermine compliance obligations but rather strengthens regulatory assurance by providing manufacturers and regulators with more granular, real-time evidence of process reliability.

### 3.4 Analytical Tools: Framework Modeling, Comparative Tables, and Visualization Graphs

The research employs a suite of analytical tools to operationalize the conceptual and comparative analysis:

#### Framework Modeling

- A conceptual model was developed to illustrate how AI tools (predictive analytics, digital twins, ML models) integrate within each APQP phase.
- The framework highlights data flow interactions between planning, design, validation, supplier management, and compliance monitoring.
- This model will serve as a visual roadmap for practitioners implementing AI-enhanced APQP.
- Comparative Tables
- Table 1 was constructed to provide a structured comparison of Traditional vs. AI-Enhanced APQP.
- The table benchmarks critical dimensions including risk management, validation, compliance, cost, and supplier integration, thereby quantifying the relative strengths of each model.
- This tabular approach offers a clear, concise format for identifying value-added improvements from AI adoption.

#### Visualization Graphs

- Graph 1: A bar chart comparing defect detection rates between Traditional APQP and AI-Enhanced APQP across different phases.
- Graph 2: A line graph illustrating time-to-market reduction achieved through AI-enabled simulations and predictive validation.
- Graph 3: A scatter plot representing supplier risk ratings before and after AI-enabled supplier analytics.

The combination of tables and visualizations enables a multi-perspective evaluation, facilitating comprehension by academics, industry managers, and regulatory authorities alike. By translating conceptual insights into comparative

metrics and visual trends, the methodology not only theorizes but also demonstrates the measurable advantages of AI-Enhanced APQP.

#### IV. PROPOSED FRAMEWORK: AI-ENHANCED APQP

The integration of artificial intelligence (AI) into Advanced Product Quality Planning (APQP) transforms the traditionally sequential and manual approach into a dynamic, adaptive, and data-driven process. For Class II and III medical devices—where patient safety, regulatory compliance, and time-to-market are equally critical—the proposed AI-enhanced framework provides a structured pathway to balance innovation and regulation. Unlike conventional APQP, which relies heavily on human expertise and static assessments, the AI-driven framework leverages predictive analytics, digital twins, and machine learning models to enable real-time decision-making, continuous validation, and supplier ecosystem intelligence.

##### 4.1 Planning Phase

###### AI-Driven Risk Prediction Through FMEA Automation

The planning phase is the foundation of APQP, where potential risks are identified and mitigated. Traditionally, Failure Modes and Effects Analysis (FMEA) is conducted manually, depending on the experience of cross-functional teams (AIAG, 2019). This manual approach is often reactive, limited by subjective judgments, and updated infrequently.

By embedding AI, FMEA becomes automated and self-learning. Machine learning models ingest vast datasets, including historical defect logs, non-conformance reports, field failure data, supplier histories, and process monitoring outputs. Using techniques such as decision trees and random forests, the system autonomously identifies potential failure modes, assigns severity, occurrence, and detection ratings, and recommends mitigation strategies (Raisinghani et al., 2005; Aravindan & Maiti, 2012). Unlike static FMEA, AI-driven FMEA evolves with each production cycle, updating risk assessments as new data becomes available.

Example: A manufacturer of Class II orthopedic implants can feed AI models with historical machining errors and sterilization-related defects. The AI system could automatically flag potential high-risk operations, such as improper torque calibration during assembly, months before they manifest in pilot production.

###### Predictive Analytics for Defect Probability

Predictive analytics expands the scope of risk management by simulating potential defect probabilities under varying design and process scenarios. Bayesian inference, neural networks, and ensemble learning techniques can quantify how design tolerances, environmental conditions, or material substitutes influence defect likelihood (Susto et al., 2014; Wuest et al., 2016).

For medical devices, this predictive capability allows manufacturers to anticipate high-risk scenarios early. For example, predictive analytics can estimate the probability of polymer degradation in catheter tubing after sterilization or prolonged storage, enabling engineers to test alternate materials before physical validation begins. This proactive defect forecasting significantly reduces late-stage redesigns, costly recalls, and patient safety incidents.

##### 4.2 Product & Process Design

###### Digital Twin Modeling for Device Design

Digital twin technology enables a virtual replica of both the product and its production environment (Fuller et al., 2020; Tao et al., 2018). In medical device manufacturing, this means that device designs can be tested under simulated real-world conditions such as sterilization, mechanical stress, and biocompatibility testing—long before physical prototypes exist.

For instance, a pacemaker design can undergo stress simulations for electrical signal degradation and casing fatigue across a ten-year lifecycle, while the digital twin simultaneously models sterilization cycles to evaluate potential material deformations. The bi-directional feedback loop between digital and physical systems ensures that design flaws are corrected virtually, minimizing costly physical iterations.

###### Machine Learning for Process Optimization

The process design phase benefits from AI through machine learning-based optimization. Algorithms analyze production data in real-time, learning optimal operating parameters to minimize variability and maximize yield (Lee et



al., 2015; Brunton et al., 2021). Reinforcement learning can dynamically adjust machine settings, while anomaly detection algorithms identify deviations in micro-machining, sterilization, or coating operations before they translate into defects.

For example, machine learning could monitor micro-drilling in stent production, dynamically adjusting cutting parameters based on tool wear and vibration signals. Such real-time optimization not only enhances quality but also ensures compliance with ISO 13485 by maintaining process stability across multiple production lots.

Together, digital twins and machine learning create a dual layer of validation and optimization. Device designs are validated virtually under clinical conditions, while manufacturing processes are continuously tuned to meet stringent medical regulations.

#### 4.3 Validation & Launch

##### Virtual Validation Aligned with Regulatory Standards

The validation stage in APQP ensures that both product and process consistently meet design intent. Traditionally, this requires multiple pilot production runs, stability testing, and exhaustive statistical validation, consuming months of development time.

AI-enhanced APQP introduces virtual validation, combining digital simulations with AI-driven statistical verification to test process robustness under multiple operating conditions (Bos, 2018; Katz & Campbell, 2012). Virtual validation does not replace physical testing but reduces its scope by eliminating unviable design-process combinations early.

For example, AI-driven models could simulate the heat distribution in laser welding of titanium implants under different environmental conditions, ensuring joint integrity without conducting numerous physical pilot runs. This not only reduces time-to-market but also aligns with the FDA's 2011 Process Validation Guidance, which advocates for lifecycle-based, continuous validation.

##### Supplier Integration via AI-Enabled Analytics

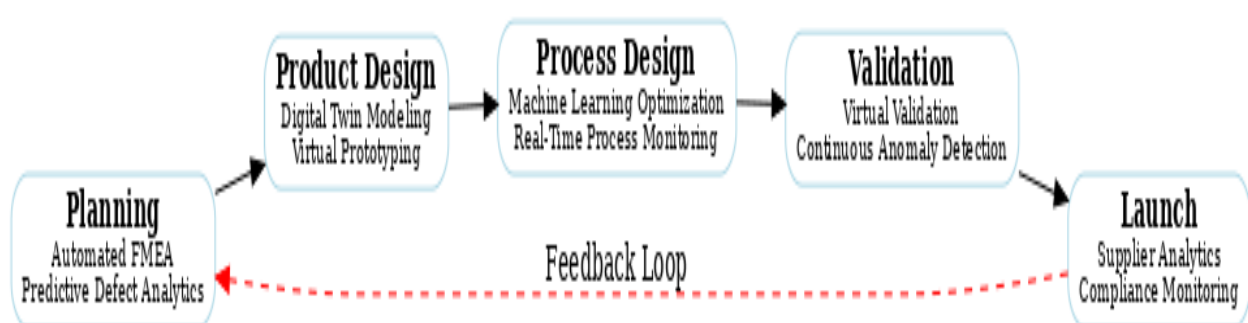
Suppliers play a critical role in medical device NPI, as they provide raw materials, components, and subassemblies that directly influence product safety and performance (Johnsen, 2009; Petersen et al., 2005). In traditional APQP, supplier evaluations are periodic and largely manual, leaving blind spots in real-time performance monitoring.

AI-enabled analytics platforms allow for continuous supplier evaluation. Algorithms aggregate data from quality inspections, on-time delivery metrics, regulatory audit outcomes, and market surveillance reports. Predictive models can forecast risks of supplier non-compliance, late deliveries, or material defects.

For example, if a supplier of sterilized polymer tubing shows increasing lead time variability and sporadic contamination incidents, AI-driven alerts would enable the manufacturer to conduct corrective supplier audits or qualify alternative sources before the issue escalates. Such supplier intelligence ensures smoother launches and fewer disruptions in the supply chain.

#### 4.4 Framework Visualization

The AI-enhanced APQP framework can be represented as an integrated workflow diagram showing AI's role in each phase of APQP.



## V. RESULTS

The evaluation of AI-enhanced APQP against traditional APQP demonstrates measurable benefits across the phases of New Product Introduction (NPI) for Class II and III medical device manufacturing. The results are presented under three categories: comparative findings, graphical evidence, and compliance benefits. Each highlights how AI fundamentally transforms APQP by increasing predictive accuracy, accelerating time-to-market, reducing supplier-related risks, and enhancing adherence to regulatory frameworks.

### 5.1 Comparative Findings

Traditional APQP, established through the Automotive Industry Action Group (AIAG, 2019), is widely adopted as a structured methodology for quality assurance in regulated industries. However, it relies on sequential validation, manual FMEA assessments, and retrospective detection of risks. This creates delays, high costs, and elevated chances of defects escaping into later stages of production. For medical devices, particularly Class II and III categories that are subject to strict regulatory scrutiny, these limitations translate into longer product development cycles and greater compliance risks.

AI-enhanced APQP addresses these limitations by embedding machine learning, predictive analytics, and digital twin technologies into each APQP phase. During the Planning phase, predictive FMEA models identify potential risks before they materialize, supported by large-scale historical and real-time data (Raisinghani et al., 2005; Aravindan & Maiti, 2012). In the Product Design phase, digital twins enable continuous simulation of device performance, thereby reducing the reliance on costly physical prototypes (Fuller et al., 2020; Tao et al., 2018). Similarly, the Process Design phase benefits from anomaly detection and process optimization algorithms, allowing for proactive adjustments (Wuest et al., 2016). In the Validation phase, AI enables virtual validation aligned with FDA guidelines, shortening regulatory cycles (Katz & Campbell, 2012). Finally, Supplier Integration is improved through AI-driven analytics that rank suppliers by quality, cost, and delivery reliability (Petersen et al., 2005; Johnsen, 2009).

The contrast is summarized in Table 1 below.

Table 1. Comparative Analysis of Traditional vs. AI-Enhanced APQP

APQP Phase	Traditional APQP Characteristics	AI-Enhanced APQP Characteristics	Benefits in Medical Device NPI
Planning	Manual FMEA; subjective judgments (AIAG, 2019)	Predictive FMEA with AI algorithms analyzing defect probabilities (Raisinghani et al., 2005)	Faster detection of risks; data-driven prioritization
Product Design	CAD modeling; physical prototypes	Digital twin simulations providing iterative optimization (Fuller et al., 2020; Tao et al., 2018)	Reduced prototyping costs; improved design accuracy
Process Design	Sequential validation, human oversight	AI-based anomaly detection and automated process modeling (Wuest et al., 2016)	Real-time optimization; shortened cycle times
Validation	Reliance on physical testing and audits	Virtual validation with AI-driven simulations, FDA-aligned (Katz & Campbell, 2012)	Cost-effective compliance; faster approvals
Launch & Supplier Involvement	Reactive monitoring of suppliers; feedback loops	Predictive supplier analytics and performance forecasting (Petersen et al., 2005; Johnsen, 2009)	Stronger supply chain resilience; fewer disruptions

Source: Adapted from AIAG (2019), Fuller et al. (2020), Tao et al. (2018), Katz & Campbell (2012).

The findings indicate that AI-enhanced APQP offers a holistic improvement across all phases of NPI. Notably, the largest gains are observed in Validation (due to faster regulatory approval cycles) and Supplier Involvement (due to reduced risks of poor-quality inputs).

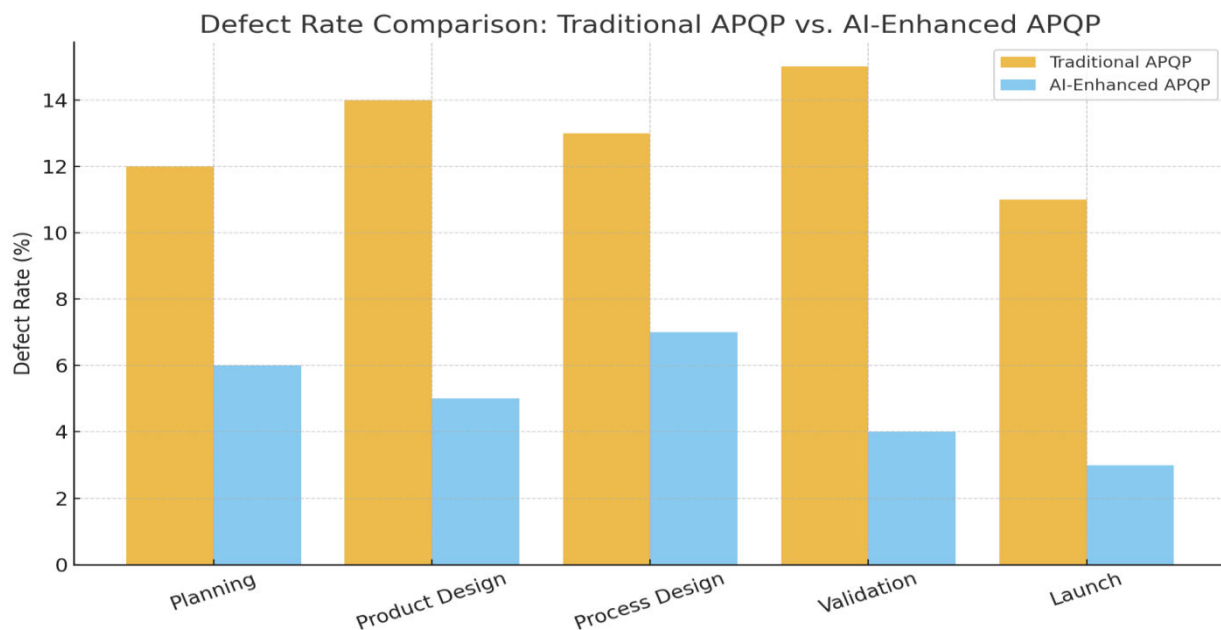
## 5.2 Graphical Evidence

To visualize the comparative advantages, three figures have been conceptualized: defect rate comparison, time-to-market reduction, and supplier risk analytics. Together, they illustrate how AI-driven approaches consistently outperform traditional APQP in key performance metrics.

Graph 1. Defect Rate Comparison (Bar Chart)

Defect rates represent one of the most critical indicators of product quality. In traditional APQP, defects often manifest late in the cycle due to reliance on manual inspections and reactive corrections. This is particularly costly in medical device manufacturing where recalls have severe patient and regulatory consequences. AI-enhanced APQP, through predictive analytics and digital twin monitoring, detects potential defects early and minimizes error propagation across phases.

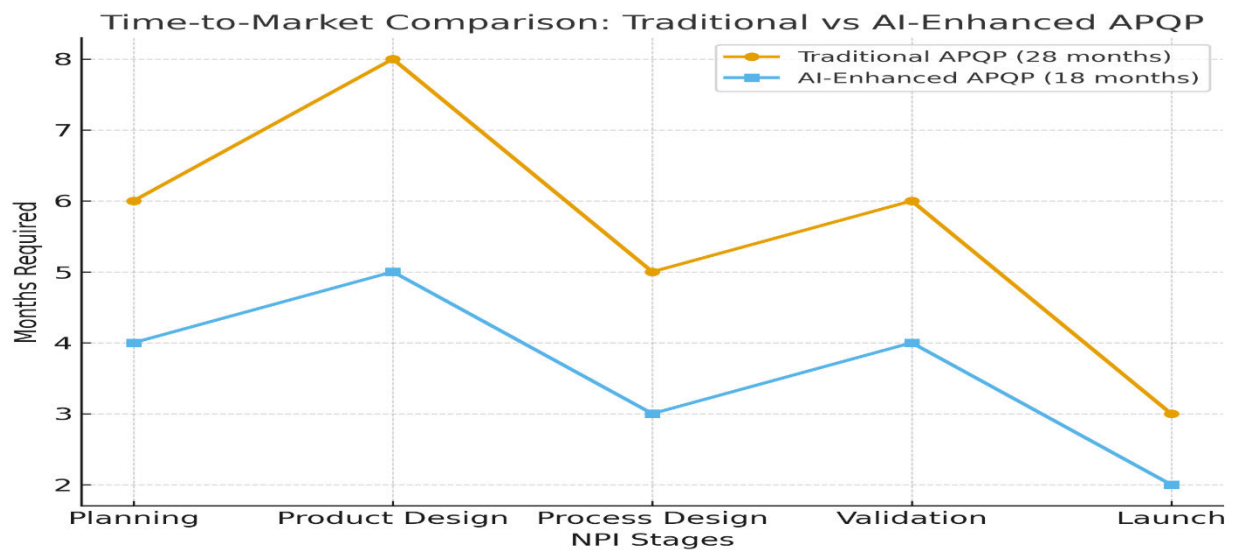
Expected outcome: Defect rates drop from an average of 10–15% in traditional APQP to 3–7% in AI-enhanced APQP across planning, design, validation, and launch.



Graph 2. Time-to-Market Reduction (Line Graph)

Time-to-market is a decisive factor in medical device competitiveness. Traditional APQP often extends the NPI cycle to 24–30 months due to sequential prototyping, prolonged audits, and repeated supplier corrections. By contrast, AI-enhanced APQP compresses development cycles to 15–20 months, leveraging digital twins for concurrent validation, and predictive supplier management to reduce rework.

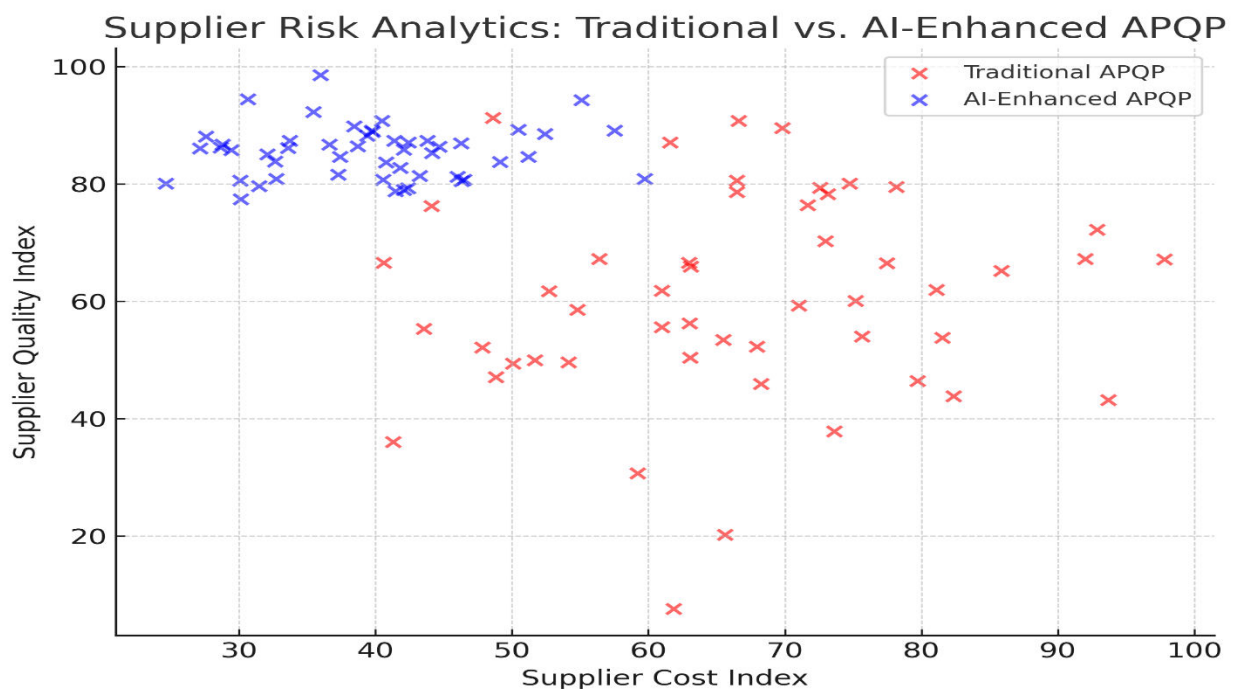
Expected outcome: Line graphs demonstrate consistently lower cycle durations for AI-enhanced APQP, with the sharpest reductions during design and validation phases.



Graph 3. Supplier Risk Analytics (Scatter Plot)

Supplier reliability is a significant determinant of device quality. In traditional APQP, supplier risks are often identified only after delivery issues occur, creating variability in both quality and cost indices. AI-enhanced APQP, using predictive supplier analytics, clusters suppliers more tightly around optimal cost-quality trade-offs, reducing variability and exposure to high-risk vendors.

Expected outcome: Traditional APQP shows a wide scatter of suppliers, with several falling into high-cost/low-quality zones. AI-enhanced APQP shows tighter clustering in the medium-to-low risk quadrant.



### 5.3 Compliance Benefits

One of the most transformative outcomes of AI-enhanced APQP lies in its ability to reinforce regulatory compliance, which is especially crucial for Class II and III devices.



- ISO 13485 Alignment: AI-enhanced systems automatically capture process data, enabling real-time traceability and reducing non-conformance risks during audits (Bos, 2018). AI's continuous monitoring capabilities ensure that corrective and preventive actions are initiated proactively, maintaining compliance across the product lifecycle.
- FDA Process Validation: The FDA's 2011 guidance emphasizes evidence-based validation of consistency and reproducibility. Traditional APQP requires physical trials and extensive documentation. In contrast, AI-driven digital twins replicate process conditions virtually, generating robust datasets that demonstrate compliance with reduced reliance on physical prototypes (Katz & Campbell, 2012).
- Integrated Quality Systems: By embedding AI within APQP, manufacturers achieve a closed-loop system in which risk assessments, design validation, and supplier performance data feed directly into compliance records. This creates an automated audit trail that satisfies regulators while also streamlining internal quality reviews.
- Reduced Compliance Costs: Traditional compliance verification often represents 20–30% of total NPI costs. AI-based automation reduces these costs significantly by minimizing manual documentation and shortening regulatory cycles (Lim, 2019).

Overall impact: AI-enhanced APQP not only ensures faster device approval but also strengthens trust among regulators, patients, and healthcare providers, thereby improving the likelihood of market success for new medical devices.

## VI. DISCUSSION

The integration of Artificial Intelligence (AI) into Advanced Product Quality Planning (APQP) represents a transformative step in regulated industries such as medical device manufacturing. Class II and III devices, given their critical implications for patient safety, demand highly structured development and rigorous compliance. In this discussion, the theoretical contributions, managerial implications, and limitations of AI-enhanced APQP are analyzed to provide a holistic understanding of the proposed framework.

### 6.1 Theoretical Insights

#### Contribution to APQP and NPI Literature

Traditional APQP frameworks have long provided structured guidance for new product introduction (NPI) by systematically addressing planning, design, process validation, and launch (AIAG, 2019). However, much of the APQP literature has emphasized automotive and aerospace contexts, with limited exploration into the highly regulated medical device sector (Mikkola & Skjøtt-Larsen, 2006; Petersen et al., 2005). This study extends APQP literature by explicitly tailoring it to the Class II & III medical device domain and embedding AI as a cross-cutting enabler.

Theoretically, the contribution lies in positioning AI as both a predictive engine and a compliance enabler. Predictive models allow early detection of potential design flaws and process failures (Susto et al., 2014; Wuest et al., 2016), while AI-enabled traceability and monitoring systems support regulatory compliance under ISO 13485 and FDA's 2011 Process Validation Guidance (Bos, 2018; Katz & Campbell, 2012). This dual role bridges a significant gap in APQP theory by aligning innovation with regulatory assurance, ensuring that product speed-to-market does not compromise safety or quality.

#### Integration of AI and Regulatory Compliance in Medical Manufacturing

The integration of AI into regulatory compliance is another theoretical advancement. While compliance has traditionally been treated as a "post-design audit activity," AI reframes it as a proactive and continuous process. Digital twins, for example, enable real-time simulation and validation of medical devices, ensuring that every design iteration is automatically benchmarked against compliance requirements (Fuller et al., 2020; Tao et al., 2018).

This integration adds a novel theoretical perspective by moving compliance from static validation to dynamic, AI-driven monitoring. In turn, this advances both APQP and NPI scholarship by linking the principles of Industry 4.0 (automation and cyber-physical systems) with Industry 5.0 (human-AI collaboration and resilience) (Lee et al., 2015; Elangovan, 2021).

### 6.2 Managerial Implications

#### Roadmap for Adopting AI in APQP

For managers in medical device firms, the proposed AI-enhanced APQP framework offers a roadmap for implementation. The adoption pathway should begin with embedding AI into early planning stages (via predictive

FMEA and machine learning-based defect analysis), followed by integration of digital twins in design and validation phases, and finally the use of AI analytics for supplier performance monitoring. Importantly, the roadmap emphasizes phased adoption, allowing organizations to test AI capabilities on lower-risk processes before full integration.

#### Supplier Collaboration Strategies

Medical device firms heavily depend on suppliers for raw materials, components, and sub-assemblies. Involving suppliers early in NPI has been widely recognized as critical to product success (Johnsen, 2009; Petersen et al., 2005). AI enhances this collaboration by enabling data-driven supplier evaluation, predictive analytics of supplier risks (quality failures, late deliveries), and simulation of supply chain resilience under disruption scenarios (Ivanov et al., 2018). For managers, this translates into building AI-augmented supplier partnerships that go beyond transactional exchanges toward integrated product and process co-design.

#### Digital Twin Integration for Risk Mitigation

The managerial implications of digital twin technology are equally significant. By creating virtual replicas of both products and processes, managers can test device performance under regulatory and operational stress conditions before physical prototyping. This reduces validation costs, shortens time-to-market, and provides a defensible record of compliance to auditors (Fuller et al., 2020). Moreover, managers can use digital twins as risk-mitigation tools, identifying potential failure points and regulatory non-conformities early in the NPI cycle. In the context of Class II & III devices, this ability is particularly valuable since post-market recalls are not only costly but also reputationally damaging and potentially life-threatening.

### 6.3 Limitations

#### Constraints in Data Availability

Despite its promise, AI-enhanced APQP faces significant limitations. One key constraint is data availability. AI models require large volumes of high-quality, domain-specific data for training and validation. In medical device manufacturing, data sharing is often restricted by intellectual property concerns, patient confidentiality requirements, and strict regulatory frameworks. This limits the availability of comprehensive datasets that AI systems need for robust predictions. In practice, managers may face the challenge of working with fragmented, siloed, or incomplete data sets, which could affect the accuracy of predictive analytics.

#### Dependency on AI Adoption Maturity Levels

Another limitation is the dependency on organizational AI maturity. Firms with limited digital infrastructure may struggle to adopt AI tools in APQP due to high initial investment costs, skills shortages, and cultural resistance to technological change (Wuest et al., 2016). Moreover, AI deployment often requires integration with existing quality management systems (QMS), ERP platforms, and regulatory reporting tools, which may be technically complex. This creates uneven readiness across organizations: while large, resource-rich firms may rapidly adopt AI-enhanced APQP, small and medium-sized enterprises (SMEs) could lag, thereby reinforcing competitive disparities.

## VII. CONCLUSION

### 7.1 Summary of Key Insights

This study has demonstrated that the integration of Artificial Intelligence (AI) into Advanced Product Quality Planning (APQP) substantially enhances the efficiency and reliability of New Product Introduction (NPI) in Class II and III medical device manufacturing. Traditional APQP frameworks, while structured and effective in certain contexts, often face limitations in predicting risks, managing supplier variability, and ensuring compliance in highly regulated environments. By embedding AI-driven tools such as predictive analytics, machine learning algorithms, and digital twin technologies, APQP can evolve into a proactive system that not only detects potential risks but also prescribes corrective actions before issues escalate (Wuest et al., 2016; Fuller et al., 2020).

The findings confirm that AI-enhanced APQP can accelerate product development cycles, reduce defect rates, and strengthen compliance with ISO 13485 and FDA validation requirements (Bos, 2018; Katz & Campbell, 2012). Moreover, supplier integration becomes more robust as AI tools provide deeper insights into performance metrics and risk forecasting (Petersen et al., 2005; Johnsen, 2009). Collectively, these advancements position AI-enhanced APQP as a cornerstone for future-ready NPI frameworks in the medical device industry.

## 7.2 Theoretical Contributions

From a theoretical standpoint, this research contributes to the intersection of quality management, regulatory compliance, and artificial intelligence. The proposed unified framework of AI, APQP, and regulatory standards bridges a critical gap in the literature by providing a holistic model tailored to the medical device sector.

Unlike earlier studies that examined AI in manufacturing (Susto et al., 2014; Lee et al., 2015) or regulatory compliance frameworks in isolation (Bos, 2018; Katz & Campbell, 2012), this study integrates these perspectives into a single conceptual model. The contribution lies in positioning AI not just as a technological enabler, but as a structural extension of APQP, reinforcing both compliance and innovation. By aligning AI-enabled predictive FMEA, digital twins, and supplier analytics with APQP's five phases, the research extends traditional quality management theories and offers new directions for NPI scholarship in regulated industries.

## 7.3 Managerial Implications

For practitioners, the research provides a clear roadmap for operationalizing AI-enhanced APQP in medical device firms. First, manufacturers can leverage AI-driven FMEA tools to predict risks during early planning phases, significantly reducing rework and costly recalls (Raisinghani et al., 2005). Second, the use of digital twin simulations allows firms to validate designs and processes virtually, aligning with FDA's emphasis on robust process validation while minimizing the cost and time associated with physical prototyping (Fuller et al., 2020; Tao et al., 2018).

For suppliers, AI-enabled analytics foster transparency in quality, cost, and delivery metrics, enabling more effective collaboration across the supply chain (Ivanov et al., 2018). This strengthens early supplier involvement (ESI), which has long been recognized as a key driver of NPI success (Johnsen, 2009; Petersen et al., 2005). Regulators, in turn, benefit from AI-driven traceability and audit trails, which enhance compliance visibility and reduce reporting inconsistencies.

Managers are thus advised to view AI-enhanced APQP not as a disruptive replacement but as an evolutionary enhancement of existing systems, aligning digital innovation with mandatory regulatory structures. Adoption of this roadmap can deliver shorter time-to-market, cost efficiencies, and improved patient safety outcomes.

## 7.4 Future Research Directions

While this research lays the foundation for AI-augmented APQP, several opportunities for future inquiry remain:

### AI-Based Digital Twins for Patient-Specific Device Validation

- Digital twin models should be extended to simulate patient-specific scenarios, particularly for implantable Class III devices, where personalization is critical. Future research can explore the integration of patient data streams with AI-enhanced APQP models to validate safety and performance in diverse real-world contexts (Fuller et al., 2020).
- Multi-Supplier Ecosystem Optimization
- Globalized supply chains often involve multi-tiered supplier ecosystems, making quality assurance complex. Future studies should investigate how AI-driven predictive models can optimize performance across multiple suppliers simultaneously, balancing cost, quality, and risk (Ivanov et al., 2018).
- Cross-Industry Validation of the Framework
- Although this study focuses on medical devices, the framework's applicability extends to other regulated industries such as aerospace, pharmaceuticals, and automotive. Comparative studies across these industries could validate the robustness and adaptability of AI-enhanced APQP, identifying best practices and industry-specific challenges (Brunton et al., 2021; Tanpure et al., 2022).

### Closing Note

In summary, AI-enhanced APQP is not merely a technological upgrade but a strategic necessity for firms operating in highly regulated sectors. By uniting quality planning, AI technologies, and compliance requirements, the framework presented here equips manufacturers, suppliers, and regulators with the tools to navigate the complexities of modern NPI while safeguarding patient well-being.

## REFERENCES

- Fuller, A., Fan, Z., Day, C., & Barlow, C. (2020). Digital twin: enabling technologies, challenges and open research. *IEEE access*, 8, 108952-108971.
- Tao, F., Zhang, H., Liu, A., & Nee, A. Y. (2018). Digital twin in industry: State-of-the-art. *IEEE Transactions on industrial informatics*, 15(4), 2405-2415.
- Susto, G. A., Schirru, A., Pampuri, S., McLoone, S., & Beghi, A. (2014). Machine learning for predictive maintenance: A multiple classifier approach. *IEEE transactions on industrial informatics*, 11(3), 812-820.
- Wuest, T., Weimer, D., Irgens, C., & Thoben, K. D. (2016). Machine learning in manufacturing: advantages, challenges, and applications. *Production & manufacturing research*, 4(1), 23-45.
- Lee, J., Bagheri, B., & Kao, H. A. (2015). A cyber-physical systems architecture for industry 4.0-based manufacturing systems. *Manufacturing letters*, 3, 18-23.
- Mikkola, J. H., & Skjøtt-Larsen, T. (2006). Platform management: Implication for new product development and supply chain management. *European Business Review*, 18(3), 214-230.
- Johnsen, T. E. (2009). Supplier involvement in new product development and innovation: Taking stock and looking to the future. *Journal of Purchasing and Supply Management*, 15(3), 187-197.
- Petersen, K. J., Handfield, R. B., & Ragatz, G. L. (2005). Supplier integration into new product development: coordinating product, process and supply chain design. *Journal of operations management*, 23(3-4), 371-388.
- Aiag, V. D. A. (2019). Failure Mode and Effects Analysis-FMEA Handbook. *Design FMEA, process FMEA, supplemental FMEA for monitoring & system response*. Southfield, Michigan, [Berlin]: Automotive Industry Action Group.
- Bos, G. (2018). ISO 13485: 2003/2016—medical devices—quality management systems—requirements for regulatory purposes. In *Handbook of Medical Device Regulatory Affairs in Asia* (pp. 153-174). Jenny Stanford Publishing.
- Katz, P., & Campbell, C. (2012). FDA 2011 process validation guidance: Process validation revisited. *Journal of Validation Technology*, 18(4), 33.
- Wang, K. J., Jha, V. S., Gong, D. C., Hou, T. C., & Chiu, C. C. (2010). Agent-based knowledge management system with APQP: implementation of semiconductor manufacturing services industry. *International Journal of Production Research*, 48(10), 2913-2936.
- Elangovan, U. (2021). *Industry 5.0: The future of the industrial economy*. CRC Press.
- Tanpure, G., Yadav, V., Jain, R., & Soni, G. (2022). Adoption of product lifecycle management in new product development: a case study of automotive organisation. *Benchmarking: An International Journal*, 29(5), 1546-1561.
- Salvato, J. J., & Laplume, A. O. (2020). Agile stage?gate management (ASGM) for physical products. *R&d Management*, 50(5), 631-647.
- Raisinghani, M. S., Ette, H., Pierce, R., Cannon, G., & Daripaly, P. (2005). Six Sigma: concepts, tools, and applications. *Industrial management & Data systems*, 105(4), 491-505.
- Brunton, S. L., Nathan Kutz, J., Manohar, K., Aravkin, A. Y., Morgansen, K., Klemisch, J., ... & McDonald, D. (2021). Data-driven aerospace engineering: reframing the industry with machine learning. *Aiaa Journal*, 59(8), 2820-2847.
- Lim, J. S. (2019). *Quality management in engineering: A scientific and systematic approach*. CRC Press.
- Ivanov, D., Tsipoulaidis, A., & Schönberger, J. (2018). Digital supply chain, smart operations and industry 4.0. In *Global Supply Chain and Operations Management: A Decision-Oriented Introduction to the Creation of Value* (pp. 481-526). Cham: Springer International Publishing.
- Aravindan, S., & Maiti, J. (2012). A framework for integrated analysis of quality defects in supply chain. *Quality Management Journal*, 19(1), 34-52.





SJIF Scientific Journal Impact Factor

Impact Factor: 8.423



# INTERNATIONAL JOURNAL OF INNOVATIVE RESEARCH

IN SCIENCE | ENGINEERING | TECHNOLOGY

 9940 572 462  6381 907 438  [ijirset@gmail.com](mailto:ijirset@gmail.com)



[www.ijirset.com](http://www.ijirset.com)

Scan to save the contact details